

# 「智安存」經網上理財及 PBHK Digi 應用程式申請程序

## 網上理財 — 申請程序

- ① 於「註冊及設定」頁面點選「智安存」



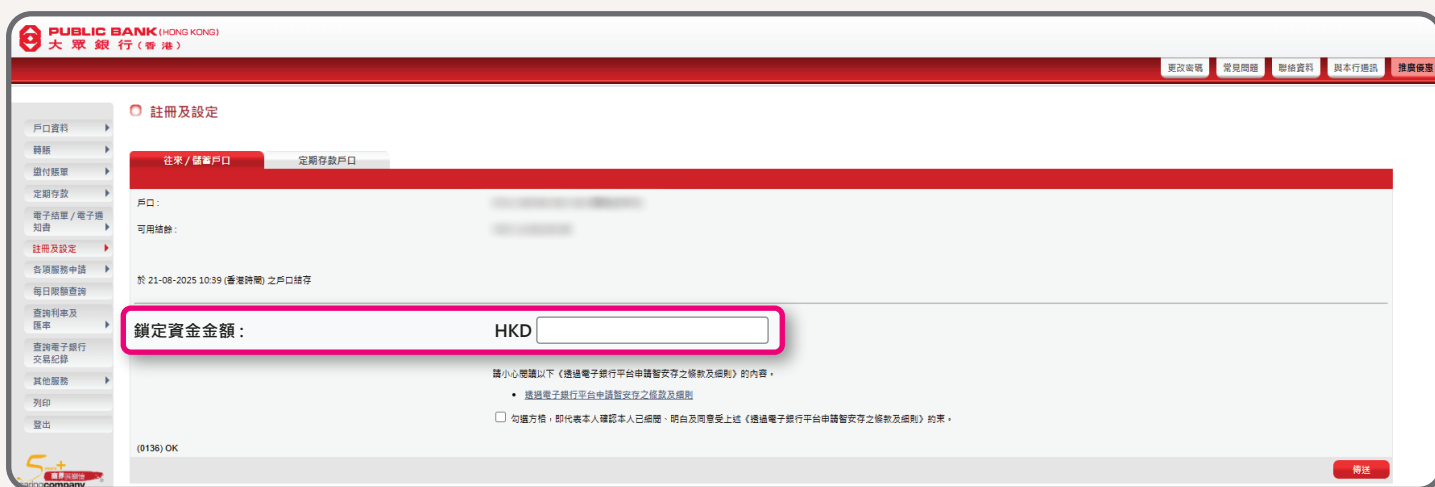
- ② 選擇欲鎖定的「戶口」



# 「智安存」經網上理財及 PBHK Digi 應用程式申請程序

## 網上理財 — 申請程序

### 3 輸入「鎖定資金金額」



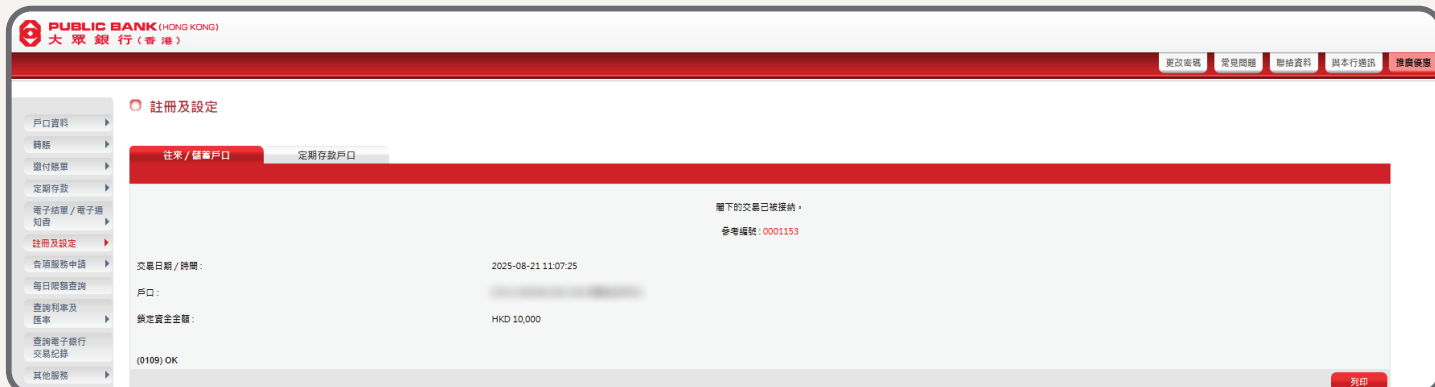
The screenshot shows the '註冊及設定' (Registration and Settings) page. The '往來 / 儲蓄戶口' (Current / Savings Account) tab is selected. The '鎖定資金金額' (Locking Funds Amount) field is highlighted with a pink box and contains 'HKD'. Below the field, there is a warning message: '請小心閱讀以下《透過電子銀行平台申請智安存之條款及細則》的內容。' (Please read the terms and conditions of the Smart Safe application via the online banking platform carefully.) and a checkbox for '勾選方格，即代表本人確認本人已細閱、明白及同意受上述《透過電子銀行平台申請智安存之條款及細則》約束。' (Check the box to confirm that I have read, understood and agree to be bound by the terms and conditions of the Smart Safe application via the online banking platform.)

### 4 確認所選的「戶口」及「鎖定資金金額」



The screenshot shows the same '註冊及設定' page. The '鎖定資金金額' field now contains 'HKD 10,000'. A pink box highlights the '戶口' (Account) and '鎖定資金金額' (Locking Funds Amount) fields. At the bottom right, there are buttons for '確認' (Confirm), '更改' (Change), and '取消' (Cancel).

### 5 完成設定



The screenshot shows the '註冊及設定' page with a confirmation message: '閣下的交易已被接納。' (Your transaction has been accepted.) and '參考編號: 0001153'. Below this, the '交易日期 / 時間' (Transaction Date / Time) is '2025-08-21 11:07:25'. The '鎖定資金金額' (Locking Funds Amount) is confirmed as 'HKD 10,000'. A pink box highlights the '鎖定資金金額' field. At the bottom right, there is a '列印' (Print) button.

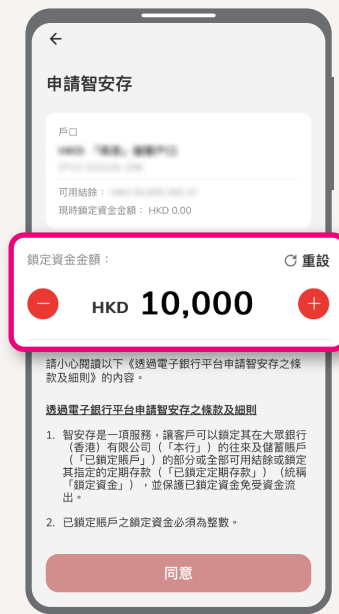
# 「智安存」經網上理財及 PBHK Digi 應用程式申請程序

## PBHK Digi 應用程式 — 申請程序

- ① 於「更多」頁面  
點選「智安存」



- ② 選擇「戶口」並  
輸入「鎖定資金金額」



- ③ 確認所選的「戶口」及  
「鎖定資金金額」



- ④ 完成設定

